

S.ANSELMO

vivere la differenza

MATTONI, TAVELLE E CUNEI - BRICKS, ROOF BRICKS AND WEDGES



A 170



A 220



A 230



A 270



A 290



A 290



A 300



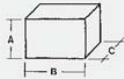









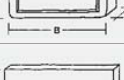
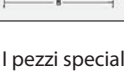
A 310









A 2900GL

S.ANSELMO

vivere la differenza

MATTONI - TAVELLE - CUNEI		
	CODICE	MISURE(mm)
		A B C D E F
	A1000	125 195 80
	A1100	110 345 30
	A1200	115 230 75
	A1300	60 350 50
	A1400	110 290 55
	A1401	120 300 55
	A1402	115 300 55
	A1403	138 285 55
	A1404	150 300 55
	A1405	135 280 55
	A1500	120 255 55
	A1501	120 255 25
	A1502	120 255 35
	A1503	120 255 60
	A1504	120 255 70
	A1600	200 400 30
	A1601	220 440 30
	A1602	150 300 30
	A1603	140 295 30
	A1604	130 390 30
	A1605	250 500 40
	A1606	250 520 40
		A1700
A1701		90 255 55
A1702		55 255 55
A1800		70 290 40
	A1900	320 510 75
	A2000	120 250 55
	A2100	90 370 30

	CODICE	MISURE(mm)					
		A	B	C	D	E	F
	A2200	225	125	40	55		
	A2201	260	125	40	55		
	A2300	125	255	35	55		
	A2400	125	340	50	60		
	A2500	150	60	50	110		
	A2600	245	40	60	115		
	A2700	120	250	55	180	50	
	A2701	120	250	55	120		
	A2800	120	255	55	190	70	
	A2900	55	255	120	190		
	A2901	55	290	150			
	A2902	55	290	150			Angolare
	A3000	120	255	55	80		
	A3100	125	190	55	255	Angolare	
	A3200	55	250	120	170		
	A3300	50	210	120	250		

I pezzi speciali vengono interamente realizzati a mano. I tempi di consegna vanno verificati con l'ufficio logistica S.Anselmo.